







Multi-Day Volume Report GCC_TEMPTUBE 00000009974: 2014-02-08 to 2014-02-14

Site Name 300200 9974
 Site ID 00000009974
 Grid 390470206036
 Description High Street, Bisley

Setup 9974
 Channel Northbound
 Time Period 1 hour
 Exclude data: None

	Sat	Sun	Mon	Tue	Wed	Thu	Fri	Average		Total
	8 Feb	9 Feb	10 Feb	11 Feb	12 Feb	13 Feb	14 Feb	Workday	7 Day	Count
00:00	2	3	1	2	0	1	1	1	1	10
01:00	1	0	1	0	0	0	0	0	0	2
02:00	0	1	0	0	0	0	0	0	0	1
03:00	0	0	0	2	0	0	0	0	0	2
04:00	0	1	0	0	0	0	0	0	0	1
05:00	1	0	3	1	2	2	2	2	2	11
06:00	1	0	7	7	6	5	6	6	5	32
07:00	3	4	46	48	55	43	38	46	34	237
08:00	19	6	122	113	102	107	111	111	83	580
09:00	40	19	60	46	46	48	45	49	43	304
10:00	50	31	36	35	43	29	33	35	37	257
11:00	50	23	43	25	30	45	36	36	36	252
12:00	43	37	31	39	42	38	38	38	38	268
13:00	30	36	27	37	26	38	35	33	33	229
14:00	35	18	29	29	30	42	33	33	31	216
15:00	27	33	52	58	59	58	34	52	46	321
16:00	26	29	52	50	46	35	37	44	39	275
17:00	21	23	59	71	64	61	40	59	48	339
18:00	16	23	33	28	33	32	31	31	28	196
19:00	15	14	21	23	28	22	19	23	20	142
20:00	8	10	9	10	3	10	7	8	8	57
21:00	2	4	8	7	8	1	8	6	5	38
22:00	8	4	3	4	4	4	8	5	5	35
23:00	3	2	0	3	5	5	4	3	3	22
07-19	360	282	590	579	576	576	511	567	496	3474
06-22	386	310	635	626	621	614	551	610	534	3743
06-24	397	316	638	633	630	623	563	618	542	3800
00-24	401	321	643	638	632	626	566	621	545	3827
am Peak	10:00	10:00	08:00	08:00	08:00	08:00	08:00	08:00	08:00	
Peak Volume	50	31	122	113	102	107	111	111	83	
pm Peak	12:00	12:00	17:00	17:00	17:00	17:00	17:00	17:00	17:00	
Peak Volume	43	37	59	71	64	61	40	59	48	

Event key:  Accident  Road Work  Special  Road Closed  Holiday
 Weekends and defined holidays

Notes on data:
None

Data prepared by Drakewell Cloud Hosting February 18, 2014 4:28:39 PM.

[C2-WebReports ©2003-2013 Drakewell Computer Systems.](http://www.drakewell.com)

Site Name 300200 9974
 Site ID 000000009974
 Grid 390470206036
 Description High Street, Bisley

Setup 9974
 Channel Southbound
 Time Period 1 hour
 Exclude data: None

	Sat	Sun	Mon	Tue	Wed	Thu	Fri	Average		Total
	8 Feb	9 Feb	10 Feb	11 Feb	12 Feb	13 Feb	14 Feb	Workday	7 Day	Count
00:00	3	1	2	0	1	2	0	1	1	9
01:00	2	0	1	1	0	1	1	1	1	6
02:00	1	1	0	0	0	1	0	0	0	3
03:00	2	0	0	2	1	1	0	1	1	6
04:00	0	0	1	0	1	0	0	0	0	2
05:00	1	0	0	0	1	2	3	1	1	7
06:00	3	2	6	3	3	2	2	3	3	21
07:00	4	1	18	15	19	18	13	17	13	88
08:00	8	2	27	32	30	28	18	27	21	145
09:00	16	7	35	30	29	25	12	26	22	154
10:00	19	12	16	20	18	19	22	19	18	126
11:00	28	25	18	29	20	31	22	24	25	173
12:00	24	18	21	21	18	23	22	21	21	147
13:00	23	24	16	23	23	24	30	23	23	163
14:00	19	24	28	18	23	26	21	23	23	159
15:00	22	32	38	32	37	42	22	34	32	225
16:00	26	18	26	43	22	30	27	30	27	192
17:00	14	14	20	35	30	17	23	25	22	153
18:00	11	19	17	16	23	17	12	17	16	115
19:00	8	6	14	28	15	10	14	16	14	95
20:00	9	3	4	7	5	12	11	8	7	51
21:00	6	2	13	6	4	9	6	8	7	46
22:00	2	0	5	7	3	1	5	4	3	23
23:00	3	1	1	1	1	1	1	1	1	9
07-19	214	196	280	314	292	300	244	286	263	1840
06-22	240	209	317	358	319	333	277	321	294	2053
06-24	245	210	323	366	323	335	283	326	298	2085
00-24	254	212	327	369	327	342	287	330	302	2118
am Peak	11:00	11:00	09:00	08:00	08:00	11:00	10:00	08:00	11:00	
Peak Volume	28	25	35	32	30	31	22	27	25	
pm Peak	16:00	15:00	15:00	16:00	15:00	15:00	13:00	15:00	15:00	
Peak Volume	26	32	38	43	37	42	30	34	32	

Speed Statistics Report GCC_TEMPTUBE 00000009974: 2014-02-08 to 2014-02-14

Site Name 300200 9974
 Site ID 00000009974
 Grid 390470206036
 Description High Street, Bisley

Setup Speed_Bins
 Channel Northbound
 Time Period 1 hour
 Speed units mph

Exclude data: None

	Total	Mean	Std	% >	<--	Percentile bins										-->	% over limit (20mph) by:			
	Flow	Speed	Dev	ACPO	5th	15th	25th	50th	75th	85th	90th	95th	0%	5%	10%	15%				
00:00	10	22.6	7.8	30	15.7	16.2	16.7	20	25.4	32	42	43.8	50	40	40	30				
01:00	2	19.3	4.4	0	14.9	14.9	14.9	19.3	23.7	23.7	23.7	23.7	50	50	50	50				
02:00	1	13	0	0	13	13	13	13	13	13	13	13	0	0	0	0				
03:00	2	20.4	3.8	50	16.7	16.7	16.7	20.4	24.2	24.2	24.2	24.2	50	50	50	50				
04:00	1	19.3	0	0	19.3	19.3	19.3	19.3	19.3	19.3	19.3	19.3	0	0	0	0				
05:00	11	21.4	3.2	18.2	15.6	17.9	19	20.6	23.6	26.5	26.9	27	63.6	45.5	36.4	27.3				
06:00	32	22.8	6.9	46.9	6.8	14.6	18.6	23.6	28.2	30.2	31.2	31.9	68.8	65.6	59.4	56.2				
07:00	237	20.4	4.5	21.1	11.9	15.8	17.5	20.5	23.5	25.2	26.4	27.7	54.9	46	35.4	29.1				
08:00	580	19	3.7	8.6	12.6	15.4	16.7	19.1	21.4	22.6	23.6	24.6	39.8	29.8	20.5	12.8				
09:00	304	18.9	3.8	6.9	12.5	15	16.3	19.1	21.3	22.7	23.4	25.1	40.8	28.9	18.1	13.2				
10:00	257	18.2	4.2	8.2	11.1	14.2	15.7	18.4	20.7	22.6	23.7	24.9	30.7	23	17.1	12.1				
11:00	252	17.8	4.3	6.7	10.1	13.3	15	17.9	20.9	22.4	23	24.9	31.7	23.4	17.1	9.5				
12:00	268	18.5	4.3	10.4	10.5	14.4	15.8	18.3	21.1	22.8	24.3	25.7	31.7	25.4	20.1	13.8				
13:00	229	18.5	4.1	8.3	11.1	14.6	15.8	18.8	21.3	22.8	23.9	25.6	35.8	27.5	20.1	11.8				
14:00	216	18.4	4	7.4	11.8	14.2	15.6	18.1	20.9	22.8	23.6	25.2	31	24.1	17.6	13				
15:00	321	17.9	4	6.2	10.9	13.9	15.4	17.8	20.3	22.1	22.9	24.4	28.3	18.7	15.3	9.7				
16:00	275	19	4	9.1	12.3	15.1	16.4	18.8	21.9	23.1	23.8	25.3	36	29.5	23.3	15.6				
17:00	339	19.7	4.2	15.6	12.9	15.5	16.9	19.4	22.3	24.1	25.5	27.1	44.8	35.4	26.8	20.6				
18:00	196	19.6	4.2	14.3	12.8	15.1	16.6	19.7	22.4	23.8	25.7	27	46.9	33.7	27	19.9				
19:00	142	19.3	4.4	16.2	12.5	14.5	16.3	19.6	22.3	24.2	24.7	25.9	45.8	37.3	28.2	19.7				
20:00	57	20	4.3	17.5	12.3	15.8	16.9	19.4	23.4	25.3	26.6	27.1	43.9	38.6	35.1	26.3				
21:00	38	19.9	3.7	10.5	13.4	16.4	17.6	20	22.4	23.5	24.5	25.4	50	44.7	26.3	18.4				
22:00	35	18.6	4.9	5.7	8.2	15.1	16	18.7	22.2	23.3	23.9	28.7	34.3	28.6	25.7	14.3				
23:00	22	19.6	4.6	18.2	7	16.5	17.4	19.6	23.1	24.7	25.4	25.7	45.5	36.4	36.4	22.7				
07-19	3474	18.8	4.1	10	12	14.8	16.2	18.8	21.5	23	24.1	25.7	37.8	28.7	21.3	14.8				
06-22	3743	18.9	4.2	10.7	12	14.8	16.2	18.9	21.6	23.1	24.2	25.9	38.6	29.7	22.1	15.5				
06-24	3800	18.9	4.2	10.7	11.9	14.8	16.2	18.9	21.6	23.1	24.2	25.9	38.6	29.7	22.3	15.6				
00-24	3827	18.9	4.2	10.8	12	14.8	16.3	18.9	21.6	23.1	24.2	25.9	38.6	29.8	22.4	15.7				
am Peak	08:00	06:00	00:00	03:00	04:00	04:00	04:00	06:00	06:00	00:00	00:00	00:00	06:00	06:00	06:00	06:00				
Peak Value	580	22.8	7.8	50	19.3	19.3	19.3	23.6	28.2	32	42	43.8	68.8	65.6	59.4	56.2				
pm Peak	17:00	20:00	22:00	23:00	21:00	23:00	21:00	21:00	20:00	20:00	20:00	22:00	21:00	21:00	23:00	20:00				
Peak Value	339	20	4.9	18.2	13.4	16.5	17.6	20	23.4	25.3	26.6	28.7	50	44.7	36.4	26.3				

Event key: Accident Road Works Special Road Closed Holiday
 Weekends and defined holidays

Notes on data:

None

Data prepared by Drakewell Cloud Hosting February 18, 2014 4:56:26 PM.

[C2-WebReports ©2003-2013 Drakewell Computer Systems.](http://C2-WebReports.com)

Site Name 300200 9974
 Site ID 00000009974
 Grid 390470206036
 Description High Street, Bisley

Setup Speed_Bins
 Channel Southbound
 Time Period 1 hour
 Speed units mph
 Exclude
 data: None

	Total	Mean	Std	% >	<--	Percentile bins							-->	% over limit (20mph) by:				
	Flow	Speed	Dev	ACPO	5th	15th	25th	50th	75th	85th	90th	95th	0%	5%	10%	15%		
00:00	9	19.6	5.3	22.2	10.6	12.7	15.6	18.7	23.7	26.3	28.5	28.5	44.4	44.4	44.4	44.4		
01:00	6	20.5	5.6	16.7	11.6	11.9	16.2	20.3	25	29.1	29.4	29.4	50	50	50	33.3		
02:00	3	15.7	5.2	0	9.5	9.5	9.5	15.2	22.3	22.3	22.3	22.3	33.3	33.3	33.3	0		
03:00	6	19.4	7.4	33.3	10.7	10.8	12.5	17.8	26.4	32.2	32.6	32.6	33.3	33.3	33.3	33.3		
04:00	2	17.1	0.8	0	16.3	16.3	16.3	17.1	17.9	17.9	17.9	17.9	0	0	0	0		
05:00	7	20.9	3.7	28.6	15.5	15.6	16	21.6	24.9	25.6	25.8	25.8	71.4	57.1	28.6	28.6		
06:00	21	17.2	4.6	4.8	3.7	13.8	14.9	16.4	20	22.4	22.8	25.4	23.8	19	14.3	4.8		
07:00	88	17.6	4.2	5.7	10	14.2	15.2	17.3	19.8	22	22.7	24.9	22.7	17	14.8	6.8		
08:00	145	16.4	4.1	2.8	8.1	11.7	14.3	16.9	19.1	20.2	21	22.4	16.6	9.7	6.2	2.8		
09:00	154	16.7	3.9	1.9	8.8	13.2	14.9	17.1	19.3	20.5	20.9	22.1	18.2	9.1	5.2	1.9		
10:00	126	17.3	3.6	2.4	10.6	13.6	14.7	17.3	19.6	21	21.7	23.2	20.6	14.3	7.1	5.6		
11:00	173	16.9	4.3	2.9	8.9	12.1	14	17.4	19.9	20.7	21.6	23	24.3	12.7	7.5	4.6		
12:00	147	17.3	4.3	4.8	10.1	13.3	14.7	17.2	19.8	21	22	25.3	21.8	12.9	9.5	5.4		
13:00	163	17.1	4.4	4.3	10.4	12.7	14.3	17.3	19.9	21.2	22.2	23.9	23.3	16	11.7	6.7		
14:00	159	16.7	3.9	1.3	8.9	12.8	14.4	17.2	19.3	20.9	21.6	22.6	21.4	12.6	6.3	1.9		
15:00	225	16.7	4	4	10.2	12.8	14.2	16.5	19.2	20.5	21.6	23.3	18.2	12.9	8.4	5.8		
16:00	192	17.6	4.3	6.2	10.6	13	14.7	17.5	20.7	22	23	24.7	28.1	22.9	14.6	9.4		
17:00	153	18	4.7	11.1	9.3	13.8	15.3	17.7	21.1	23	24.5	26.3	34.6	25.5	17	14.4		
18:00	115	18.7	4.5	10.4	12.1	14.6	15.7	18.3	21.6	23.3	24.3	25.6	38.3	30.4	21.7	15.7		
19:00	95	18.5	5.3	9.5	10.2	13.7	15.4	18.5	22.1	22.9	24.1	27.1	33.7	29.5	26.3	13.7		
20:00	51	16.8	4.5	5.9	10	12	13.9	16.3	20.3	21.2	21.9	24.8	29.4	15.7	7.8	7.8		
21:00	46	17.9	5.3	10.9	8.2	13.8	15.5	17.3	21	22.2	25	28.6	30.4	23.9	17.4	10.9		
22:00	23	18.6	4.7	4.3	6.5	14	15.6	19.8	22.4	23.8	24	24.6	43.5	34.8	30.4	17.4		
23:00	9	17.5	2.5	0	12.3	13.7	15.7	18.6	19.6	20.5	20.5	20.5	22.2	0	0	0		
07-19	1840	17.2	4.2	4.7	9.8	13.2	14.7	17.3	19.9	21.2	22.2	23.9	23.7	16	10.5	6.6		
06-22	2053	17.3	4.3	5.1	9.9	13.2	14.7	17.3	20	21.3	22.3	24.1	24.5	16.9	11.3	7		
06-24	2085	17.3	4.3	5	9.8	13.2	14.7	17.3	20	21.4	22.3	24.1	24.7	17	11.5	7.1		
00-24	2118	17.3	4.4	5.3	9.9	13.2	14.7	17.3	20	21.4	22.4	24.2	25	17.4	11.9	7.5		
am Peak	11:00	05:00	03:00	03:00	04:00	04:00	04:00	05:00	03:00	03:00	03:00	03:00	05:00	05:00	01:00	00:00		
Peak Value	173	20.9	7.4	33.3	16.3	16.3	16.3	21.6	26.4	32.2	32.6	32.6	71.4	57.1	50	44.4		
pm Peak	15:00	18:00	19:00	17:00	23:00	18:00	18:00	22:00	22:00	22:00	21:00	21:00	22:00	22:00	22:00	22:00		
Peak Value	225	18.7	5.3	11.1	12.3	14.6	15.7	19.8	22.4	23.8	25	28.6	43.5	34.8	30.4	17.4		

Class Report GCC_TEMPTUBE 00000009974: 2014-02-08 to 2014-02-14

Site Name 3000200 9974
 Site ID 00000009974
 Grid 390469206036

Description HIGH STREET, BISLEY

Setup Setup0971
 Channel Northbound
 Show daily Average

Time Period 1 hour

Exclude data: None

	Average Flow	PCL	MCL	Car/van	Bus	Car/van +trailer	R2X	R3X	R4X/R+T	A4-X	A5X	A6+X	Invalid Reading	HGV
00:00	1	0	0	1	0	0	0	0	0	0	0	0	0	0
01:00	0	0	0	0	0	0	0	0	0	0	0	0	0	0
02:00	0	0	0	0	0	0	0	0	0	0	0	0	0	0
03:00	0	0	0	0	0	0	0	0	0	0	0	0	0	0
04:00	0	0	0	0	0	0	0	0	0	0	0	0	0	0
05:00	2	0	0	0	1	0	0	0	0	0	0	0	0	0
06:00	5	0	0	4	0	0	0	0	0	0	0	0	0	0
07:00	34	0	1	29	3	0	0	0	0	0	0	0	0	0
08:00	83	1	0	78	3	0	0	0	0	0	0	0	0	0
09:00	43	0	0	40	3	1	0	0	0	0	0	0	0	0
10:00	37	0	0	32	2	2	0	0	0	0	0	0	0	0
11:00	36	0	0	30	4	2	0	0	0	0	0	0	0	0
12:00	38	0	0	34	2	2	0	0	0	0	0	0	0	0
13:00	33	0	0	29	3	1	0	0	0	0	0	0	0	0
14:00	31	0	0	26	3	2	0	0	0	0	0	0	0	0
15:00	46	0	1	41	2	2	0	0	0	0	0	0	0	0
16:00	39	0	0	36	2	1	0	0	0	0	0	0	0	0
17:00	48	0	0	45	3	0	0	0	0	0	0	0	0	0
18:00	28	0	0	26	1	0	0	0	0	0	0	0	0	0
19:00	20	0	0	19	1	0	0	0	0	0	0	0	0	0
20:00	8	0	0	8	0	0	0	0	0	0	0	0	0	0
21:00	5	0	0	5	0	0	0	0	0	0	0	0	0	0
22:00	5	0	0	5	0	0	0	0	0	0	0	0	0	0
23:00	3	0	0	3	0	0	0	0	0	0	0	0	0	0
07-19	496	1	2	446	31	13	0	0	0	0	0	0	0	0
06-22	534	1	2	482	32	13	0	0	0	0	0	0	0	0
06-24	542	1	2	490	32	13	0	0	0	0	0	0	0	0
00-24	545	1	2	491	33	13	0	0	0	0	0	0	0	0
am Peak	08:00	08:00	07:00	08:00	11:00	10:00								
Peak Volume	83	1	1	78	4	2								
pm Peak	17:00		15:00	17:00	13:00	12:00								
Peak Volume	48		1	45	3	2								

Event key: Accident Road Wo Special Road Clo Holiday
 Weekends and defined holidays

Notes on data:

None

Data prepared by Drakewell Cloud Hosting February 20, 2014 9:42:07 AM.

C2-WebReports ©2003-2013 Drakewell Computer Systems.

Site Name 3000200 9974
 Site ID 000000009974
 Grid 390469206036

Description HIGH STREET, BISLEY

Setup Setup0971
 Channel Southbound
 Show daily Average

Time Period 1 hour
 Exclude
 data: None

	Average Flow	PCL	MCL	Car/van	Bus	Car/van+trailer	R2X	R3X	R4X/R+T	A4-X	A5X	A6+X	Invalid Reading	HGV
00:00	1	0	0	1	0	0	0	0	0	0	0	0	0	0
01:00	1	0	0	1	0	0	0	0	0	0	0	0	0	0
02:00	0	0	0	0	0	0	0	0	0	0	0	0	0	0
03:00	1	0	0	0	0	0	0	0	0	0	0	0	0	0
04:00	0	0	0	0	0	0	0	0	0	0	0	0	0	0
05:00	1	0	0	1	0	0	0	0	0	0	0	0	0	0
06:00	3	0	0	2	0	1	0	0	0	0	0	0	0	0
07:00	13	0	0	11	1	1	0	0	0	0	0	0	0	0
08:00	21	0	0	17	2	1	0	0	0	0	0	0	0	0
09:00	22	0	0	18	3	0	0	0	0	0	0	0	0	0
10:00	18	0	0	14	2	1	0	0	0	0	0	0	0	0
11:00	25	0	0	20	2	2	0	0	0	0	0	0	0	0
12:00	21	0	0	19	1	0	0	0	0	0	0	0	0	0
13:00	23	0	0	21	2	0	0	0	0	0	0	0	0	0
14:00	23	0	0	20	1	1	0	0	0	0	0	0	0	0
15:00	32	0	0	29	3	1	0	0	0	0	0	0	0	0
16:00	27	0	0	25	2	0	0	0	0	0	0	0	0	0
17:00	22	0	0	19	2	0	0	0	0	0	0	0	0	0
18:00	16	0	0	15	1	0	0	0	0	0	0	0	0	0
19:00	14	0	0	12	1	0	0	0	0	0	0	0	0	0
20:00	7	0	0	7	0	0	0	0	0	0	0	0	0	0
21:00	7	0	0	6	0	0	0	0	0	0	0	0	0	0
22:00	3	0	0	3	0	0	0	0	0	0	0	0	0	0
23:00	1	0	0	1	0	0	0	0	0	0	0	0	0	0
07-19	263	0	0	228	22	7	0	0	0	0	0	0	0	0
06-22	294	0	0	255	23	8	0	0	0	0	0	0	0	0
06-24	298	0	0	259	23	8	0	0	0	0	0	0	0	0
00-24	302	0	0	262	23	8	0	0	0	0	0	0	0	0
am Peak	11:00			11:00	09:00	11:00								
Peak Volume	25			20	3	2								
pm Peak	15:00			15:00	15:00	14:00								
Peak Volume	32			29	3	1								